WILKINS Model 375XLB (1/2" - 2")

Theft Prevention Reduced Pressure Principle Assembly

TAG

Application

To help deter theft a durable black UV stabilized fusion epoxy coating is applied to the exterior bronze surfaces of the assembly. Ideal for use where Lead-Free* valves are required. Designed for installation on potable water lines to protect against both backsiphonage and backpressure of contaminated water into the potable water supply. Assembly shall provide protection where a potential health hazard exists.



3/4" 375XLB



2" 375XLB

Standards Compliance

- ASSE® Listed 1013
- cUPC® Listed
- CSA® Certified B64.4
- AWWA Compliant C511
- UL® Classified (less shut-off valves only, 3/4" - 1")
- C-UL® Classified (less shut-off valves only, 3/4" - 1")
- Approved by the Foundation for Cross Connection Control and Hydraulic Research at the University of Southern California
- Meets the requirements of NSF/ANSI/CAN 61 and 372*

*(LESS THAN 0.25% WEIGHTED AVERAGE LEAD CONTENT)

Materials

Ball Valves	Low Lead Cast Bronze ASTM B584
Coatings	Fusion Epoxy Finish (FDA approved)
Elastomers	Buna Nitrile (FDA approved)
	Silicone (FDA approved)
Fasteners	300 series Stainless Steel
Housing	Reinforced Nylon (FDA approved)
Internals	Delrin® (NSF Listed)
	Nylon
Springs	300 series Stainless Steel
Struts	300 series Stainless Steel

Features

Sizes	1/2", 3/4", 1", 1-1/4", 1-1/2", 2"
Maximum working water pressure	175 PSI
Maximum working water temperature	180°F
Hydrostatic test pressure	350 PSI
End connections (Threaded) FNPT	ANSI B1.20.1

Options (Suffixes can be combined)

	With full port QT ball valves (standard)
FT	With integral male 45° flare SAE test fitting
AG	With air gap
BOF	With blow out/flush fitting

Accessories

- Repair Kits (1/2" - 1")
- Repair Kits (1-1/4" - 2")
- Water Hammer Arrestor 1260XL
- In-Line Single Check Valve 40XL2
- Thermal Expansion Tank XT
- 3/4" 375 Blowout/Flush Fitting RK34-375BOF
- 1" 375 Blowout/Flush Fitting RK1-375BOF
- Quick Test Fitting Set QT-SET
- 1-1/4"-2" Blowout/Flush Fitting **RK114-350-375BOF**

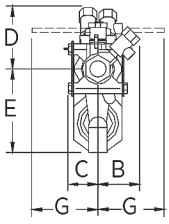

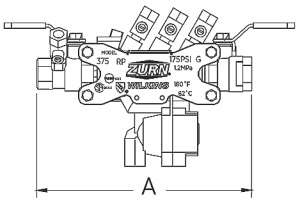

(1/2" - 1")

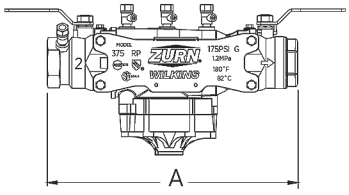

(1-1/4" - 2")

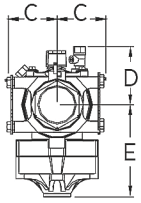

Dimensions & Weights (do not include pkg.)

MODEL 375XLB SIZE		DIMENSIONS (approximate)												WEIGHT	
		A		B		C		D		E		G		WITH BALL VALVES	
in.	mm	in.	mm	in.	mm	in.	mm	in.	mm	in.	mm	in.	mm	lbs.	kg
1/2	20	8 7/8	225	1 15/16	49	1 5/8	41	2 15/16	75	3 7/8	98	3	76	5.7	2.6
3/4	20	8 7/8	225	1 15/16	49	1 5/8	41	2 15/16	75	3 7/8	98	3	76	5.7	2.6
1	25	11 3/16	284	2 1/4	57	2 1/4	57	3 7/16	87	4	102	4	102	9.7	4.4
1-1/4	32	14 7/8	378	3 3/8	86	3 3/8	86	3 3/4	95	5 3/4	146	3 3/4	95	20.5	9.3
1-1/2	40	15 1/4	387	3 3/8	86	3 3/8	86	3 3/4	95	5 3/4	146	4 1/2	114	21.5	9.8
2	50	16	406	3 3/8	86	3 3/8	86	3 3/4	95	5 3/4	146	4 3/4	120.7	23.5	10.7

Design and dimensional data (inches and [mm]) are subject to manufacturing tolerances and change without notice.

Flow Characteristics

MODEL 375XLB 1/2" - 1" (STANDARD & METRIC)

◇ Rated Flow (established by approval agencies)

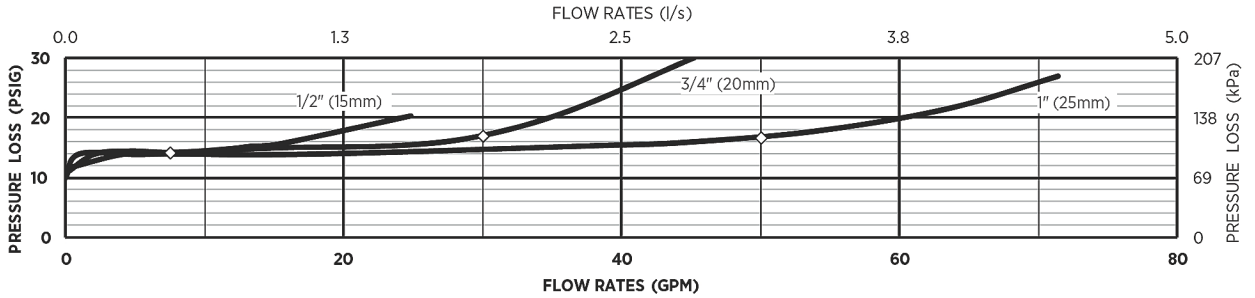

MODEL 375XLB 1-1/4" - 2" (STANDARD & METRIC)

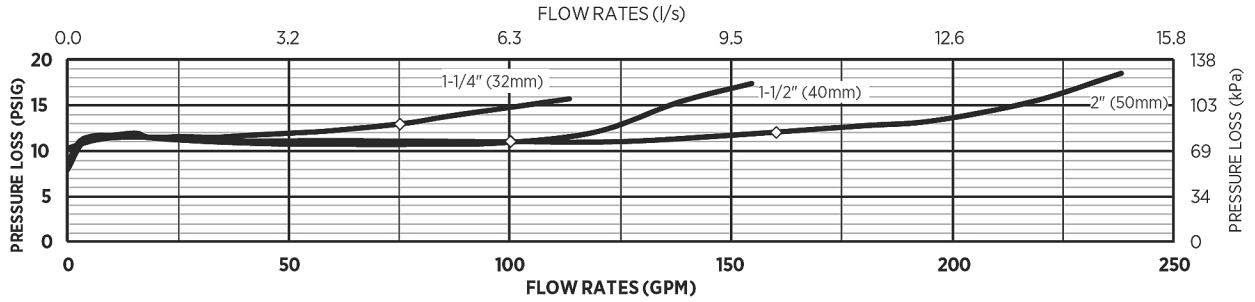

Typical Installation

Local codes shall govern installation requirements. To be installed in accordance with the manufacturers' instructions and the latest edition of the Uniform Plumbing Code. Unless otherwise specified, the assembly shall be mounted at a minimum of 12" (305mm) and a maximum of 30" (762mm) above adequate drains with sufficient side clearance for testing and maintenance. The installation shall be made so that no part of the unit can be submerged.

Relief Valve Discharge Rates

(Worst case condition - If 1st check or relief valve is lodged wide open)

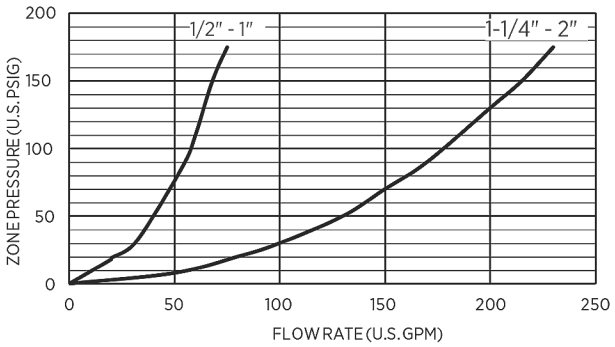

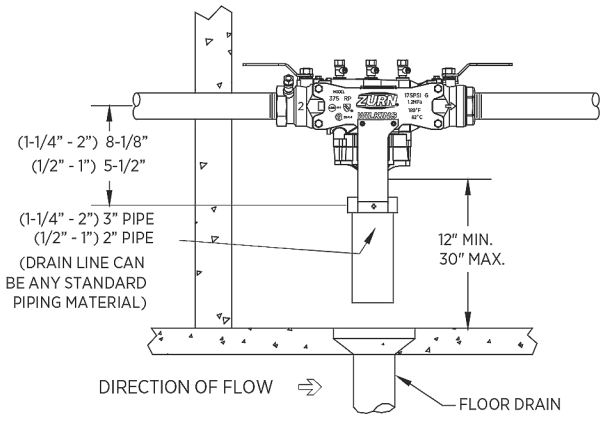

INDOOR INSTALLATION

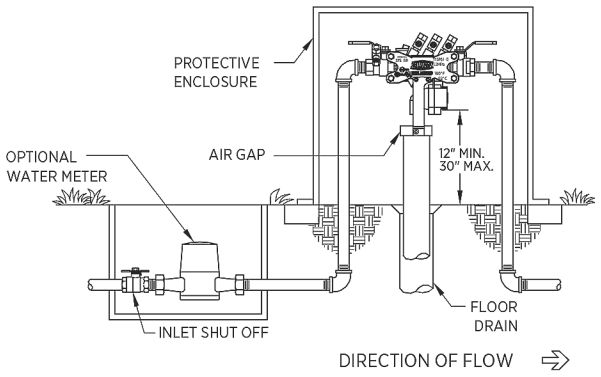

OUTDOOR INSTALLATION

Installation and Maintenance Instructions - 375XLB (1/2 - 1")

Installation and Maintenance Instructions - 375XLB (1 1/4 - 2")

Blow Out and Flush Housing Instructions

Specifications

The Reduced Pressure Principle Backflow Preventer shall be certified to NSF/ANSI/CAN 61 and 372, shall be ASSE® Listed 1013, rated to 180°F, and supplied with full port ball valves. The bronze surfaces shall have a black fusion epoxy coating applied. The main body shall be Nylon and the seat disc elastomers shall be silicone. If installed indoors, the installation shall be supplied with an air gap adapter. The Reduced Pressure Principle Backflow Preventer shall be a WILKINS Model 375XLB.