Model 35XL

35XL Atmospheric Vacuum Breaker

TAG

Application

Ideal for use where Lead-Free* valves are required. Designed for installation on potable water lines to protect against backsiphonage of contaminated water into the potable water supply. Assembly shall provide protection where a potential health hazard exists.



35XL

Standards Compliance

- ASSE® Listed 1001
- CSA® Certified
- UPC® Listed
- Certified to NSF/ANSI 372 by IAPMO R&T*(0.25% MAX. WEIGHTED AVERAGE LEAD CONTENT)

Materials

Main Valve Body	Lead-Free Cast Brass (1/4"-1/2")
	Cast Bronze ASTM B584 (3/4"-2")
Elastomers	Silicone (FDA approved)
	Buna Nitrile (FDA approved)
Polymers	ULTEM™ NSF Listed (1/4"-1/2")
	Polypropylene (3/4"-2")

Features

Sizes	1/4, 1/2", 3/4", 1", 1-1/4", 1-1/2", 2"
Maximum working water pressure	125 PSI
Maximum working water temperature	180°F

Options (Suffixes can be combined)

CH	With rough chrome plate finish (1/2" only)
VCH	With vertical inlet and outlet with rough chrome finish (1/4" only)
PCH	With polished chrome finish (1/2" only)

Accessories

- Repair Kits (1/4" -2")
- Wye Strainer SXL

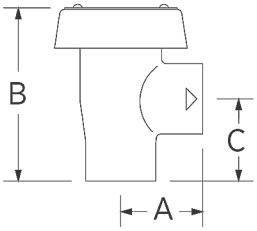

35XL (1/2")

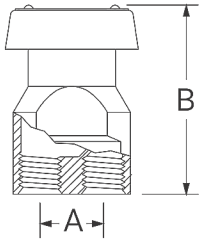

35XLVCH (1/4")

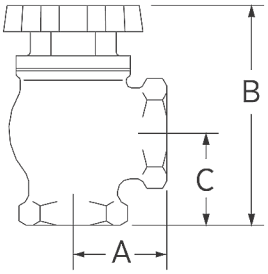

35XL (3/4" - 2")

Dimensions (do not include pkg.)

MODEL SIZE		DIMENSIONS (approximate)						WEIGHT	
		A		B		C			
in.	mm	in.	mm	in.	mm	in.	mm	lbs.	kg
1/4 VCH	8	3/4	19	2 3/8	60	N/A	N/A	1	0.5
1/2	15	1 5/16	33	2 1/2	64	1 1/4	32	2	0.9
3/4	20	1 1/2	38	2 15/16	75	1 1/2	38	2	0.9
1	25	1 5/8	41	2 5/16	51	1 1/2	38	2	0.9
1 1/4	32	2	51	4 1/2	114	2	51	3	1.4
1 1/2	40	2 1/4	57	4 7/8	124	2 1/16	52	4	1.8
2	50	2 3/4	70	5 9/16	141	2 1/2	64	6	2.7

Design and dimensional data (inches and [mm]) are subject to manufacturing tolerances and change without notice.

1747 Commerce Way, Paso Robles, CA 93446
US 1.855.ONE.ZURN wilkinscs@zurn.com
7900 Goreway Drive Unit 10, Brampton, Ontario L6T5W6
CANADA 1.877.892.5216 wilkinscs@zurn.com

Flow Characteristics

◇ Rated Flow (established by approval agencies)

MODEL 35XL 1/4" & 1/2"(STANDARD & METRIC)

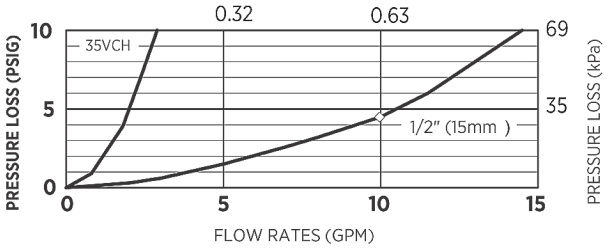

MODEL 35XL 3/4", 1", 1 1/4" 1 1/2" & 2"(STANDARD & METRIC)

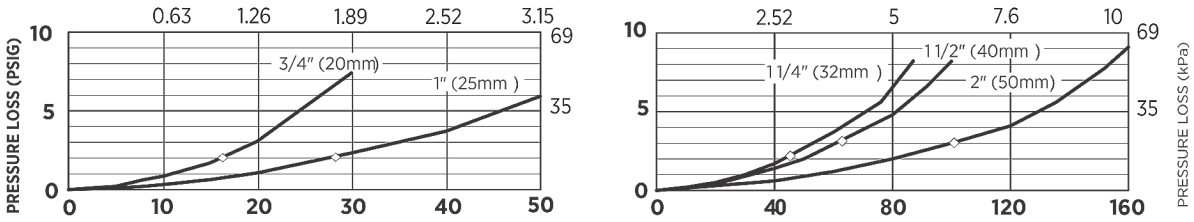

Typical Installation

Local codes shall govern installation requirements. To be installed in accordance with the manufacturer's instructions and the latest edition of the Uniform Plumbing Code. Unless otherwise specified, the assembly shall be mounted at a minimum of 6" (150mm) above the highest point of discharge with sufficient side clearance for maintenance. Because the Model 35 is not to be used under continuous pressure never place a shut-off or check valve downstream of the device. The installation shall be made so that no part of the unit can be submerged.

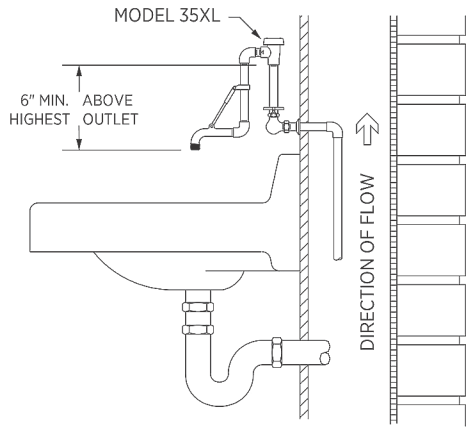

MODEL 35XL INSTALLATION

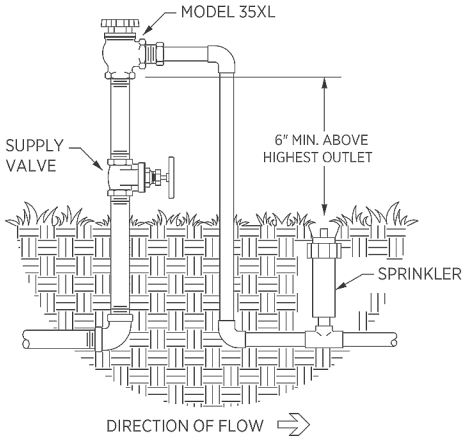

MODEL 35XL INSTALLATION

Installation and Maintenance Instructions 1/2" - Model 35XL

Installation and Maintenance Instructions 3/4" – 2" - Model 35XL

Specifications

The Atmospheric Vacuum Breaker shall be certified to NSF/ANSI 372, ASSE® Listed 1001. The main body shall be low lead brass (1/4"-2"). All internal polymers shall be NSF® Listed ULTEM™ or Polypropylene and the seat disc elastomers shall be Silicone. The device shall be accessible for maintenance without removing the device from the service line. The installation shall not be in a concealed or inaccessible location, or where the venting of water from the device, during normal functioning, may be deemed objectionable. The Atmospheric Vacuum Breaker shall be a WILKINS Model 35XL or Model 35XLVCH.